

Centre Number						Candidate Number				
Surname										
Other Names										
Candidate Signature										

For Examiner's Use	
Examiner's Initials	
Question	Mark
1	
2	
3	
4	
5	
6	
7	
TOTAL	



General Certificate of Education
Advanced Subsidiary Examination
June 2013

Physics A

PHYA1

Unit 1 Particles, Quantum Phenomena and Electricity

Monday 20 May 2013 1.30 pm to 2.45 pm

For this paper you must have:

- a pencil and a ruler
- a calculator
- a Data and Formulae Booklet (enclosed).

Time allowed

- 1 hour 15 minutes

Instructions

- Use black ink or black ball-point pen.
- Fill in the boxes at the top of this page.
- Answer **all** questions.
- You must answer the questions in the spaces provided. Do not write outside the box around each page or on blank pages.
- Do all rough work in this book. Cross through any work you do not want to be marked.
- Show all your working.

Information

- The marks for questions are shown in brackets.
- The maximum mark for this paper is 70.
- You are expected to use a calculator where appropriate.
- A *Data and Formulae Booklet* is provided as a loose insert.
- You will be marked on your ability to:
 - use good English
 - organise information clearly
 - use specialist vocabulary where appropriate.



J U N 1 3 P H Y A 1 0 1

Answer **all** questions in the spaces provided.

1 An atom of calcium, ${}_{20}^{48}\text{Ca}$, is ionised by removing two electrons.

1 (i) State the number of protons, neutrons and electrons in the ion formed.

protons

neutrons

electrons

(3 marks)

1 (ii) Calculate the charge of the ion.

charge C
(1 mark)

1 (iii) Calculate the specific charge of the ion.

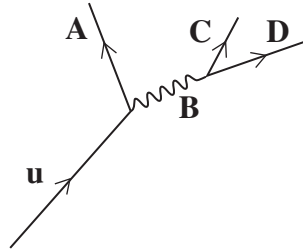
specific charge C kg^{-1}
(2 marks)

6



2 A positron is emitted from a nucleus when a proton changes to a neutron in the nucleus. The Feynman diagram for the quark interaction is shown in **Figure 1**.

Figure 1



2 (a) Identify the particles labelled **A**, **B**, **C** and **D** in the diagram.

- A
- B
- C
- D

(3 marks)

2 (b) (i) State the interaction responsible for this process.

.....
(1 mark)

2 (b) (ii) State which letter in **Figure 1** represents an exchange particle.

.....
(1 mark)

2 (b) (iii) State **one** difference between this exchange particle and a photon.

.....
(1 mark)

Question 2 continues on the next page

Turn over ►



2 (c) Energy and momentum have to be conserved in this process. State **two** other quantities that need to be conserved and show that they are conserved in the process.

quantity 1

.....

.....

quantity 2

.....

.....

(4 marks)

10



3 (b) Every type of particle has a corresponding antiparticle.

3 (b) (i) Give **one** example of a particle and its corresponding antiparticle.

particle

antiparticle

(1 mark)

3 (b) (ii) State **one** difference between this particle and its antiparticle.

.....

.....

(1 mark)

8



4 When ultraviolet light of frequency 3.0×10^{15} Hz is incident on the surface of a metal, electrons of maximum kinetic energy 1.7×10^{-18} J are emitted.

4 (a) Explain why the emitted electrons have a range of kinetic energies up to a maximum value.

.....
.....
.....
.....
.....
.....

(3 marks)

4 (b) (i) Show that the work function of the metal is 1.8 eV.

(3 marks)

4 (b) (ii) Calculate the threshold frequency of the metal. Give your answer to an appropriate number of significant figures.

threshold frequency Hz
(3 marks)

Turn over ►



4 (c) (i) State and explain the effect on the emitted electrons of decreasing the frequency of the incident radiation whilst keeping the intensity constant.

.....
.....
.....
.....

(2 marks)

4 (c) (ii) State and explain the effect on the emitted electrons of doubling the intensity of the incident radiation whilst keeping the frequency constant.

.....
.....
.....
.....

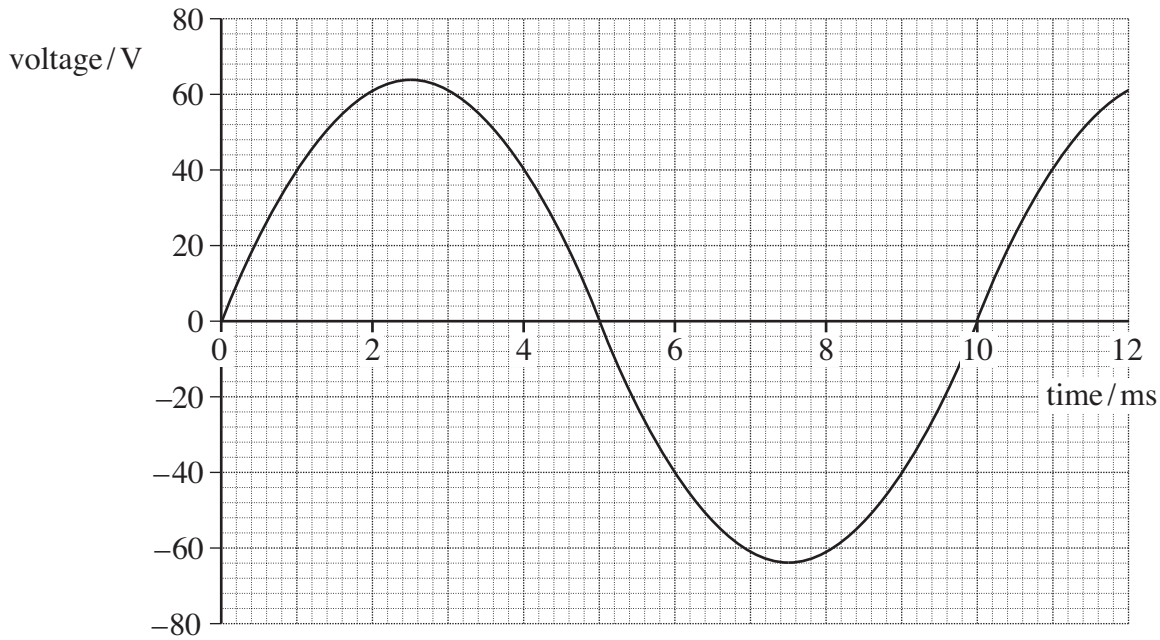
(2 marks)

13



5 **Figure 2** shows how a sinusoidal alternating voltage varies with time when connected across a resistor, R.

Figure 2



5 (a) (i) State the peak-to-peak voltage.

peak-to-peak voltage V
(1 mark)

5 (a) (ii) State the peak voltage.

peak voltage V
(1 mark)

5 (a) (iii) Calculate the root mean square (rms) value of the alternating voltage.

rms voltage V
(2 marks)

Question 5 continues on the next page

Turn over ►



5 (a) (iv) Calculate the frequency of the alternating voltage. State an appropriate unit.

frequency unit
(3 marks)

5 (b) On **Figure 2** draw a line to show the dc voltage that gives the same rate of energy dissipation in R as produced by the alternating waveform.
(2 marks)

5 (c) An oscilloscope has a screen of eight vertical and ten horizontal divisions. Describe how you would use the oscilloscope to display the alternating waveform in **Figure 2** so that two complete cycles are visible.

.....
.....
.....
.....
.....
.....
.....
.....
.....
.....
.....

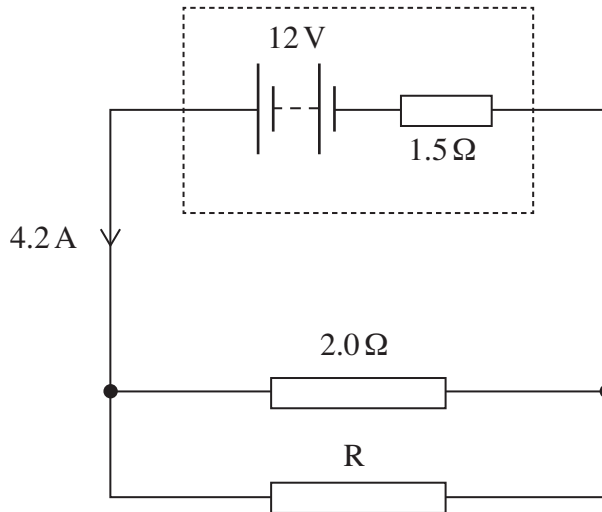
(3 marks)

12



- 6** The circuit in **Figure 3** shows a battery of electromotive force (emf) 12 V and internal resistance 1.5Ω connected to a 2.0Ω resistor in parallel with an unknown resistor, R. The battery supplies a current of 4.2 A.

Figure 3



- 6 (a) (i)** Show that the potential difference (pd) across the internal resistance is 6.3 V.

(1 mark)

- 6 (a) (ii)** Calculate the pd across the 2.0Ω resistor.

pd V
(1 mark)

- 6 (a) (iii)** Calculate the current in the 2.0Ω resistor.

current A
(1 mark)

- 6 (a) (iv)** Determine the current in R.

current A
(1 mark)

Turn over ►



6 (a) (v) Calculate the resistance of R.

R Ω
(1 mark)

6 (a) (vi) Calculate the total resistance of the circuit.

circuit resistance Ω
(2 marks)

6 (b) The battery converts chemical energy into electrical energy that is then dissipated in the internal resistance and the two external resistors.

6 (b) (i) Using appropriate data values that you have calculated, complete the following table by calculating the rate of energy dissipation in each resistor.

resistor	rate of energy dissipation/W
internal resistance	
2.0 Ω	
R	

(3 marks)

6 (b) (ii) Hence show that energy is conserved in the circuit.

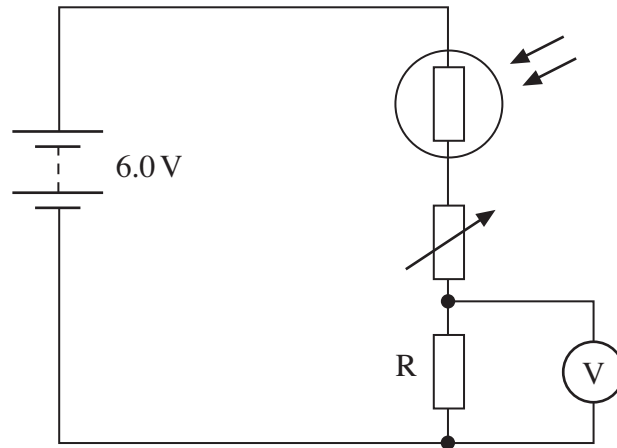
.....
.....

(2 marks)



7 **Figure 4** shows a 6.0 V battery of negligible internal resistance connected in series to a light dependent resistor (LDR), a variable resistor and a fixed resistor, R.

Figure 4



7 (a) For a particular light intensity the resistance of the LDR is $50\text{ k}\Omega$. The resistance of R is $5.0\text{ k}\Omega$ and the variable resistor is set to a value of $35\text{ k}\Omega$.

7 (a) (i) Calculate the current in the circuit.

current A
(2 marks)

7 (a) (ii) Calculate the reading on the voltmeter.

voltmeter reading V
(2 marks)

7 (b) State and explain what happens to the reading on the voltmeter if the intensity of the light incident on the LDR increases.

.....

 (2 marks)

Turn over ►



- 7 (c) For a certain application at a particular light intensity the pd across R needs to be 0.75 V. The resistance of the LDR at this intensity is 5.0 k Ω .

Calculate the required resistance of the variable resistor in this situation.

resistance Ω
(3 marks)

9

END OF QUESTIONS



There are no questions printed on this page

**DO NOT WRITE ON THIS PAGE
ANSWER IN THE SPACES PROVIDED**



There are no questions printed on this page

**DO NOT WRITE ON THIS PAGE
ANSWER IN THE SPACES PROVIDED**

