

EPQ

Introductory
Sessions

Week 4

A series of several parallel white lines of varying thicknesses, slanted diagonally from the bottom-left towards the top-right, located in the lower right portion of the slide.

Tasks this week:

- ▶ Continue the Project Log
- ▶ Uploading your Project Log so far to GOL
- ▶ The 'Introduction to EPQ Booklet p 16-20
- ▶ Upload the completed EPQ Booklet to GOL
- ▶ Complete the first draft of the full PPF
- ▶ Upload the completed first draft of the full PPF to GOL
- ▶ Update your Research Table
- ▶ Ensure you use the time you set aside for your EPQ

WEEK 4

FIRST STEPS – GETTING STARTED



▶ 1. Complete pages 16-20 of the 'Introduction to EPQ' Booklet.

Remember to listen to the Narrated PowerPoint as you do so.

▶ Narrated PowerPoints

▶ Upload the completed booklet to GOL

▼ EPQ Assignment Paperwork Upload Area 

 ASSIGNMENT
Milestone 2 part 1 - Introductory Booklet 

TARGET DATES TO UPLOAD BY:
ACCELERATED EPQ (ASPIRE): 24TH MARCH 2023
STANDARD EPQ: 7TH JULY 2023
This is the second assessment of your progress.
This is where you should upload your completed Introductory Booklet.

WEEK 4

FIRST STEPS – GETTING STARTED

▶ 2. Finish your first draft of the PPF and upload it to GOL

▼EPQ Assignment Paperwork Upload Area



ASSIGNMENT

Milestone 2 part 2 PPFv1, PALv1 

TARGET DATES TO UPLOAD BY:

ACCELERATED EPQ (ASPIRE): 24TH MARCH 2023

STANDARD EPQ: 7TH JULY 2023

This is part two of the second assessment of your progress.

This is where you should upload the first full version of your PPF (v1) and the current version of your PAL (v1)

WEEK 4

FIRST STEPS – GETTING STARTED


- ▶ **3. Ensure your Research Table is up-to-date**


WEEK 4

FIRST STEPS – GETTING STARTED

▶ 4. Write this week's log entry and upload your log so far to GOL

▼EPQ Assignment Paperwork Upload Area



ASSIGNMENT
Milestone 2 part 2 PPFv1, PALv1 

TARGET DATES TO UPLOAD BY:
ACCELERATED EPQ (ASPIRE): 24TH MARCH 2023
STANDARD EPQ: 7TH JULY 2023
This is part two of the second assessment of your progress.
This is where you should upload the first full version of your PPF (v1) and the current version of your PAL (v1)

WEEK 4

FIRST STEPS – GETTING STARTED

- ▶ **VERY IMPORTANT:**
- ▶ **SUBMISSION OF ALL THE DOCUMENTS BY THE DEADLINE IS A CONDITION OF BEING TIMETABLED FOR EPQ NEXT YEAR**

WEEK 4

FIRST STEPS – GETTING STARTED

Fourth Week Checklist:

1. Have you written this week's log entry recording what you did and uploaded your log to GOL?
2. Have you completed pages 16-20 of the 'Introduction to EPQ' Booklet and uploaded it to GOL?
3. Have you completed your first draft of your PPF and uploaded it to GOL?
4. Did you add the sources so far to your Research Table?
5. Did you use the time you set aside for your EPQ?

WEEK 4

FIRST STEPS – GETTING STARTED