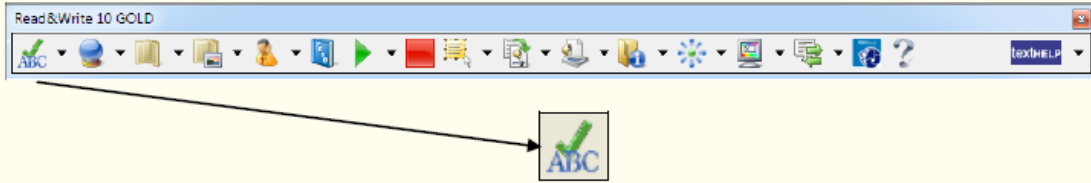


# Spelling




Read&Write 10 Gold has an advanced phonetic spellchecker to analyse and correct even the most complex spelling mistakes. You can choose to spell check as you type or check your completed work. Any spelling mistake will be identified and the Spellchecker window will provide a list of suggested corrections with the meanings of each to aid the correct choice.


The suggestions and meanings can be read by Read&Write 10 Gold to help you choose.



The spellchecker allows you to work independently and increase the accuracy of your work

## Exercise

1. Open Microsoft Word. Type in the following exactly:  
**This is a mistike I have made on purpose.**
2. Click on the  button.
3. The Spelling Helper Panel appears:



4. Click on **mistake** and click on the  button to correct this mistake.
5. 'purpose' will now be highlighted and a list of suggestions will appear.

6. Click on 'purpose' in the suggestions list. A list of definitions appears in the right panel. Click on the first meaning and then click the  button. The meaning will be read aloud to you. Click on the  button.